

This document contains key information you should know about the First Trust Canadian Capital Strength ETF. You can find more details about this exchange-traded fund (ETF) in its prospectus. Ask your representative for a copy, contact FT Portfolios Canada Co. at 1.877.622.5552 or visit www.firsttrust.ca.

Before you invest, consider how the ETF would work with your other investments and your tolerance for risk.

Quick Facts

Date ETF started	November 30, 2001
Total Value on	
February 28, 2025	\$111,735,016
Management Expense	
Ratio (MER)	0.65%
Fund Manager	FT Portfolios
	Canada Co.
Portfolio Manager	First Trust
	Advisors L.P.
Distributions	Quarterly

Trading Information

(12 months ending February 28, 2025)

Ticker Symbol	FST
Exchange	TSX
Currency	CAD
Average Daily Volume	6,784
Number of	
days traded	251/251

Pricing Information

(12 months ending February 28, 2025)

Market Price	\$48.21 - \$58.50
Net Asset Value (NAV)	\$48.20 - \$58.54
Average Bid-Ask	
Spread	0.41%

What does the ETF invest in?

The ETF seeks to provide unitholders with long term capital appreciation by investing primarily in securities traded on a Canadian exchange or market. The ETF will primarily invest in securities of issuers that are based in Canada or have significant business operations in the Canadian market. Such securities include common shares of public companies that are traded on a Canadian exchange or market.

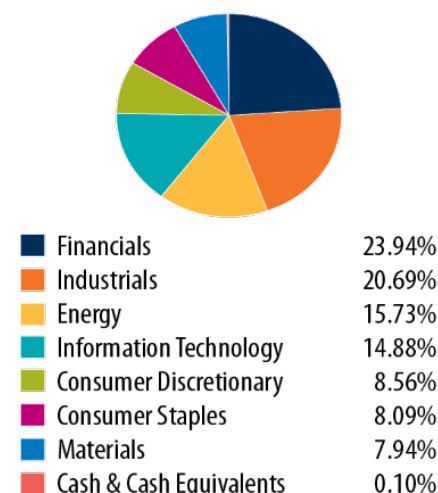
The charts below give you a snapshot of the ETF's investments on February 28, 2025. The ETF's investments will change.

Top 10 Investments (February 28, 2025)

Stantec, Inc.	4.50%
Dollarama, Inc.	4.32%
Pembina Pipeline Corporation	4.30%
CCL Industries (Class B)	4.29%
Gildan Activewear, Inc.	4.24%
Loblaw Companies Limited	4.24%
Manulife Financial Corporation	4.19%
Constellation Software, Inc.	4.12%
iA Financial Corporation, Inc.	4.11%
Canadian Pacific Kansas City Ltd.	4.08%

Total percentage of top 10 investments	42.39%
Total number of investments	26

Investment Mix (February 28, 2025)¹



¹ Percentage may not total 100% due to exclusion of other assets and liabilities.


How risky is it?

The value of the ETF can go down as well as up. You could lose money.

One way to gauge risk is to look at how much an ETF's returns change over time. This is called "volatility." In general, ETFs with higher volatility will have returns that change more over time. They typically have a greater chance of losing money and may have a greater chance of higher returns. ETFs with lower volatility tend to have returns that change less over time. They typically have lower returns and may have a lower chance of losing money.

Risk rating

FT Portfolios Canada Co. has rated the volatility of this ETF as **medium**. This rating is based on how much the ETF's returns have changed from year to year. It doesn't tell you how volatile the ETF will be in the future. The rating can change over time. An ETF with a low risk rating can still lose money.



For more information about the risk rating and specific risks that can affect the ETF's returns, see the Risk Factors section of the ETF's prospectus.

No Guarantees - ETFs do not have any guarantees. You may not get back the amount of money you invest.

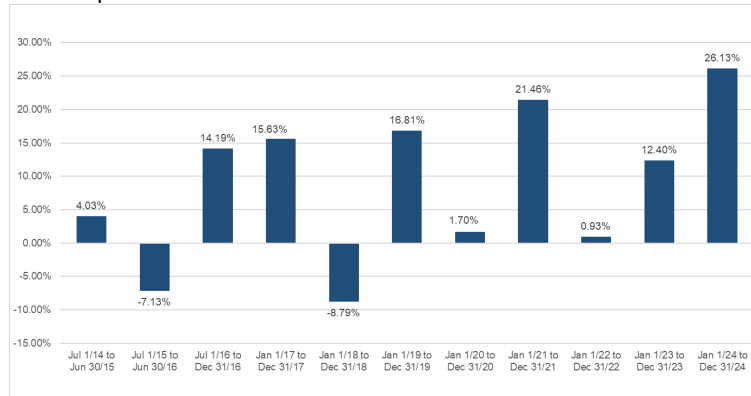
How has the ETF performed?

This section tells you how units of the ETF have performed over the past 11 years.

Returns² are after expenses have been deducted. These expenses reduce the ETF's returns.

Year-by-year Returns

This chart shows how units of the ETF performed in each of the past 11 years. The ETF dropped in value in 2 of the past 11 years. The range of returns and change from year to year can help you assess how risky the ETF has been in the past. It does not tell you how the ETF will perform in the future.



Note: Prior to 2017 represents the expenses and past performance of the Series A units of First Trust Canadian Capital Strength Portfolio as a conventional mutual-fund prior to converting to an exchange-traded fund.

Average return

A person who invested \$1,000 in units of the ETF since inception would have \$6,037.10 as at February 28, 2025. This works out to an annual compound rate of return of 8.04%.

Trading ETFs

ETFs hold a basket of investments, like mutual funds, but trade on exchanges like stocks. Here are a few things to keep in mind when trading ETFs:

Pricing

ETFs have two sets of prices: market price and net asset value (NAV).

Market price

- ETFs are bought and sold on exchanges at the market price. The market price can change throughout the trading day. Factors like supply, demand, and changes in the value of an ETF's investments can affect the market price.
- You can get price quotes any time during the trading day. Quotes have two parts: **bid** and **ask**.
- The **bid** is the highest price a buyer is willing to pay if you want to sell your ETF units. The **ask** is the lowest price a seller is willing to accept if you want to buy ETF units. The difference between the two is called the "**bid-ask spread**".
- In general, a smaller bid-ask spread means the ETF is more liquid. That means you are more likely to get the price you expect.

² Returns are calculated using the ETF's net asset value (NAV).

Best and Worst 3-month returns

This table shows the best and worst returns for units of the ETF in a 3-month period over the past 11 years. The best and worst 3-month returns could be higher or lower in the future.

Consider how much of a loss you could afford to take in a short period of time.

	Return	3-months ending	If you invested \$1,000 at the beginning of the period
Best Return	17.96%	06/30/2020	Your investment would rise to \$1,179.61
Worst return	-24.30%	03/31/2020	Your investment would drop to \$757.02

Who is this ETF for?

- Investors who:
- are looking for a long-term investment
 - want to invest in securities of issuers that are based in Canada or have significant business operations in the Canadian market
 - can handle the ups and downs of the stock market

How much does it cost?

This section shows the fees and expenses you could pay to buy, own and sell units of the ETF. Fees and expenses - including any trailing commissions - can vary among ETFs.

Higher commissions can influence representatives to recommend one investment over another. Ask about other ETFs and investments that may be suitable for you at a lower cost.

1. Brokerage commissions

You may have to pay a commission when you buy and sell units of the ETF. Commissions may vary by brokerage firm. Some brokerage firms may offer commission-free ETFs or require a minimum purchase amount.

2. ETF expenses

You don't pay these expenses directly. They affect you because they reduce the ETF's returns.

As of December 31, 2024, the ETF's expenses were 0.66% (annualized) of its value. This equals \$6.60 for every \$1,000 invested.

	Annual rate (as a % of the ETF's value)
Management expense ratio (MER)	
This is the total of the ETF's management fee and operating expenses. The manager of the ETF waived some of the ETF's expenses. If it had not done so, the MER would have been higher.	0.65%
Trading expense ratio (TER)	
These are the ETF's trading costs.	0.01%
ETF expenses	0.66%

A word about tax

In general, you'll have to pay income tax on any money you make on an ETF. How much you pay depends on the tax laws where you live and whether or not you hold the ETF in a registered plan, such as a Registered Retirement Savings Plan or a Tax-Free Savings Account.

Keep in mind that if you hold your ETF in a non-registered account, distributions from the ETF are included in your taxable income, whether you get them in cash or have them reinvested.

What if I change my mind?

Under securities law in some provinces and territories, you have the right to cancel your purchase within 48 hours after you receive confirmation of the purchase.

In some provinces and territories, you also have the right to cancel a purchase, or in some jurisdictions, claim damages, if the prospectus, ETF Facts or financial statements contain a misrepresentation. You must act within the time limit set by the securities law in your province or territory.

For more information, see the securities law of your province or territory or ask a lawyer.

For more information

Contact FT Portfolios Canada Co. or your investment representative for a copy of the ETF's prospectus and other disclosure documents. These documents and the ETF Facts make up the ETF's legal documents.

FT Portfolios Canada Co.
40 King Street West, Suite 5102
Scotia Plaza, Box 312
Toronto, ON M5H 3Y2

Phone: 416.865.8065
Toll-free: 1.877.622.5552
Email: info@firsttrust.ca
Website: www.firsttrust.ca